

ppm+

# Nursing Specialist Assessment Dashboard

USER GUIDE



#LeedsDigitalWay

CONNECTS • TRANSFORMS • IMPROVES

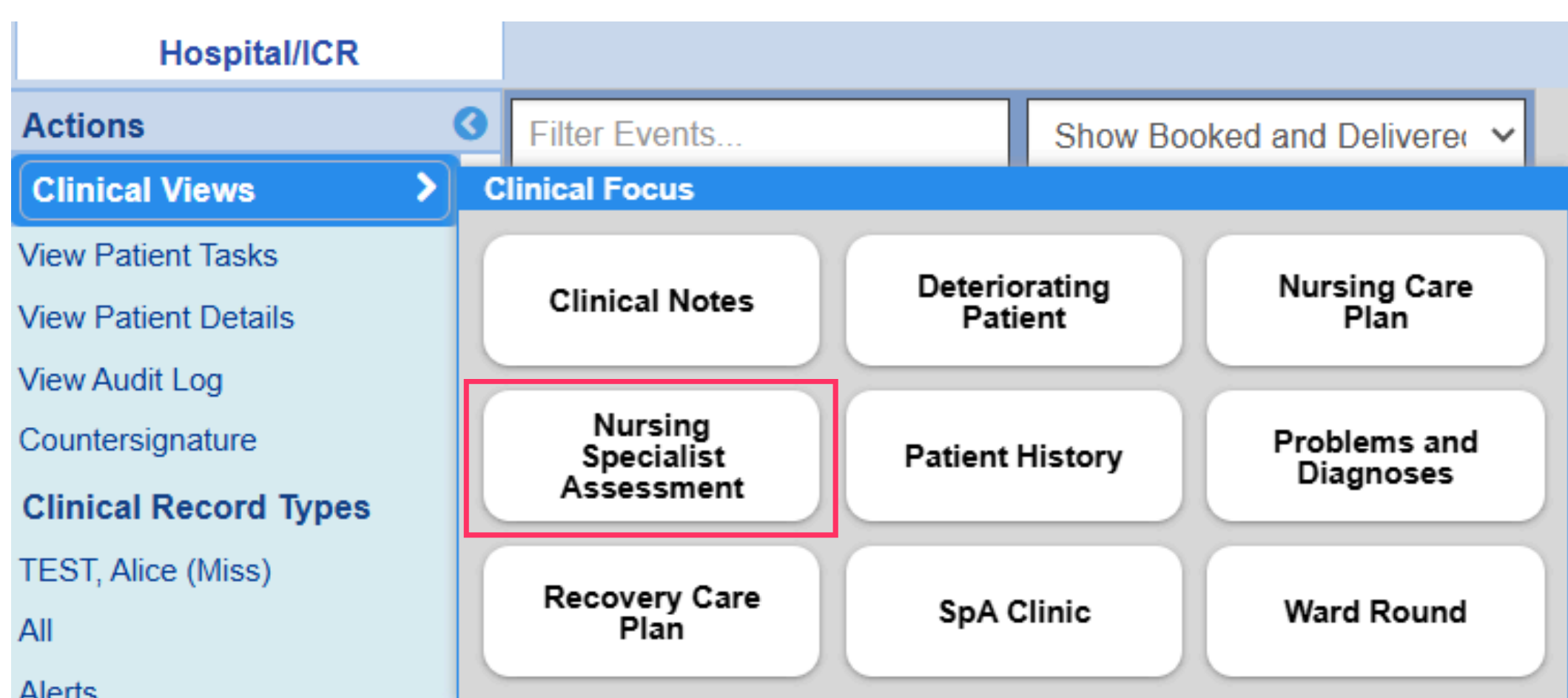
# Contents

<b><u>Accessing the Nursing Specialist Assessment Dashboard</u></b>	<b><u>Page 3</u></b>
<b><u>Viewing the Nursing Specialist Assessment</u></b>	<b><u>Page 4</u></b>
<b><u>Adding additonal Nursing Specialist Assessments</u></b>	<b><u>Page 5</u></b>
<b><u>Nursing Specialist Assessment Timeline</u></b>	<b><u>Page 6</u></b>
<b><u>Alternative way to access Nursing Specialist Assessment</u></b>	<b><u>Page 7</u></b>
<b><u>Accessing Nursing Specialist Assessment Dashboard via Mobile App</u></b>	<b><u>Page 8-9</u></b>
<b><u>Useful Contacts</u></b>	<b><u>Page 10</u></b>



# Accessing the Nursing Specialist Assessment Dashboard

- 1 Navigate to the Patient's **Single Patient View** and click on **Clinical Views**. The list of dashboards will open, then click on **Nursing Specialist Assessment**.



- 2 The **Nursing Specialist Assessment Dashboard** will then open.

	Patient's Usual	13-Mar-2024
	13-Mar-2024 12:46	12:46
Assessment Type	Patient's Usual	On admission
Communication	Able to be understood	Able to be understood
Visual / hearing / speech / reading aids used		
Cognition and Mental Capacity	Known diagnosis of dementia	Known diagnosis of dementia
Mobility	<ul style="list-style-type: none"><li>Poor mobility</li><li>Poor balance</li><li>Uses walking aid</li></ul>	<ul style="list-style-type: none"><li>Poor mobility</li><li>Poor balance</li><li>Uses walking aid</li></ul>
Is the patient exempt from lying and standing blood pressure assessment?	No	No
Reason for exemption		
Breathing	No issues	No issues
Is this normal for the patient?		
Hydration	Able to maintain adequate hydration	Able to maintain adequate hydration
Nutrition	No nutritional concerns	No nutritional concerns
Dietary preferences, food allergies and assistance needs (please state)		
Nutritional supplements and / or feeding regime		
Elimination - Bladder	Continent	Continent
Requires assistance with catheter or stoma		
Elimination - Bowel	Continent	Continent
Requires assistance with stoma		
Hygiene	Independent	Independent
Skin Condition	No problems	No problems
Infection Risk	No risk of infection	No risk of infection

**Guidance - 13-Mar-2024 12:46**

- Risk - Falls**  
As the information entered indicates that the patient is potentially at risk of falls, please consider the following:
  - Falls Risk Assessment
  - Enhanced care
  - Intentional rounding
- Risk - Hydration**  
As the information entered indicates that the patient has a potential hydration risk, please consider the following:
  - Enhanced care
  - Fluid balance
  - Red lid jug
- Risk - Nutrition**  
As the information entered indicates that the patient has a potential nutrition risk, please consider the following:
  - Food chart and / or red tray
  - Oral / Enteral Feeding Care Plan
- Risk - Pressure Ulcer**  
As the information entered indicates that the patient is at risk of pressure ulcers, please consider the following:
  - PURPOSE-T
  - SSKN BUNDLE
- Cognition and Mental Capacity**  
As the information entered indicates that the patient has cognition and mental capacity issues, please consider the need for:
  - Assessment and Care of Psychological Health Care Plan
  - Enhanced Care
  - Further assessment and / or referral to Mental Health team
  - Restrictive Intervention Care Plan
  - Self-Harm or Harm to Others Care Plan
- Dementia**  
As the information entered indicates that the patient has a known diagnosis of dementia, please consider the need for:
  - Collateral history
  - Enhanced care
  - 'This is Me' booklet or Hospital Passport
- Mobility**  
As the information entered indicates that the patient has mobility issues, please consider the need for:
  - Referral to patient's local weight management advice service
  - Specialist equipment and the availability of



# Viewing the Nursing Specialist Assessment

1

Click on the 3 dots and select **View previous** to view the Nursing Specialist Assessment in more detail.

Assessment

Timeline

Some information may be omitted from this view. Please open the individual assessment for full details

Nursing Specialist Assessment

20-May-2025

13:59

Assessment Type: None: Task Closed

Communication

Visual / hearing / speech / reading aids used

Cognition and Mental Capacity

Mobility

Is the patient exempt from lying and standing blood pressure assessment?

Reason for exemption

Breathing

Is this normal for the patient?

Hydration

Nutrition

Dietary preferences, food allergies and assistance needs (please state)

Nutritional supplements and / or feeding regime

> View previous

+ Add New Document

2

You will then be able to view the Patient's history in **more detail**.

Assessment

Timeline

Some information may be omitted from this view. Please open the individual assessment for full details

Nursing Specialist Assessment

Date Range

Show All

	Patient's Usual	13-Mar-2024 12:46
Assessment Type	Patient's Usual	On admission
Communication	Able to be understood	Able to be understood
Visual / hearing / speech / reading aids used		
Cognition and Mental Capacity	Known diagnosis of dementia	Known diagnosis of dementia
Mobility	<ul style="list-style-type: none"><li>Poor mobility</li><li>Poor balance</li><li>Uses walking aid</li></ul>	<ul style="list-style-type: none"><li>Poor mobility</li><li>Poor balance</li><li>Uses walking aid</li></ul>
Is the patient exempt from lying and standing blood pressure assessment?	No	No
Reason for exemption		
Breathing	No issues	No issues
Is this normal for the patient?		
Hydration	Able to maintain adequate hydration	Able to maintain adequate hydration
Nutrition	No nutritional concerns	No nutritional concerns
Dietary preferences, food allergies and assistance needs (please state)		
Nutritional supplements and / or feeding regime		
Elimination - Bladder	Continent	Continent
Requires assistance with catheter or stoma		
Elimination - Bowel	Continent	Continent
Requires assistance with stoma		
Hygiene	Independent	Independent
Skin Condition	No problems	No problems
Infection Risk	No risk of infection	No risk of infection

3

Use the **Date Range** drop down box to filter the admissions.

Date Range

Show All

Show All

Current Admission

Current Admission + Previous 24hrs

Last 24 Hours

Last 48 Hours

Non Admission

	Known diagnosis of dementia	Known diagnosis of dementia
Cognition and Mental Capacity	Known diagnosis of dementia	Known diagnosis of dementia
Mobility	<ul style="list-style-type: none"><li>Poor mobility</li><li>Poor balance</li><li>Uses walking aid</li></ul>	<ul style="list-style-type: none"><li>Poor mobility</li><li>Poor balance</li><li>Uses walking aid</li></ul>
Is the patient exempt from lying and standing blood pressure assessment?	No	No
Reason for exemption		
Breathing	No issues	No issues
Is this normal for the patient?		
Hydration	Able to maintain adequate hydration	Able to maintain adequate hydration
Nutrition	No nutritional concerns	No nutritional concerns
Dietary preferences, food allergies and assistance needs (please state)		
Nutritional supplements and / or feeding regime		
Elimination - Bladder	Continent	Continent





# Adding additional Nursing Specialist Assessments

- 1 Click on the 3 dots and then select **+ Add New Document** to create a new submission for the Patient.

The screenshot shows the 'Nursing Specialist Assessment' form. At the top, there are tabs for 'Assessment' and 'Timeline'. A warning message states: 'Some information may be omitted from this view. Please open the individual assessment for full details'. The form is divided into two main sections: 'Assessment Type' and 'Communication'. The 'Assessment Type' section includes fields for 'Assessment Type', 'Communication', 'Visual / hearing / speech / reading aids used', 'Cognition and Mental Capacity', 'Mobility', 'Is the patient exempt from lying and standing blood pressure assessment?', 'Reason for exemption', 'Breathing', 'Is this normal for the patient?', 'Hydration', 'Nutrition', 'Dietary preferences, food allergies and assistance needs (please state)', and 'Nutritional supplements and / or feeding regime'. The 'Communication' section includes a 'Type of Assessment' dropdown and a 'Reassessment' section with checkboxes for 'Able to be understood', 'Difficulty understanding or expressing needs and / or requires interpreter', 'Has hearing and / or visual difficulties', and 'Problems with speech, reading and/or writing'. The 'Add New Document' button is highlighted in a red box.

- 2 When you have completed the eForm, click the **Submit** button, then **Refresh** the page to see the latest submission.
- You can also use the **Patient's Usual** toggle to view or hide the column.

The screenshot shows the 'Nursing Specialist Assessment' form with the 'Submit' button highlighted in a red box. The form is divided into two main sections: 'Assessment Type' and 'Communication'. The 'Assessment Type' section includes fields for 'Assessment Type', 'Communication', 'Visual / hearing / speech / reading aids used', 'Cognition and Mental Capacity', 'Mobility', 'Is the patient exempt from lying and standing blood pressure assessment?', 'Reason for exemption', 'Breathing', 'Is this normal for the patient?', 'Hydration', 'Nutrition', 'Dietary preferences, food allergies and assistance needs (please state)', and 'Nutritional supplements and / or feeding regime'. The 'Communication' section includes a 'Type of Assessment' dropdown and a 'Reassessment' section with checkboxes for 'Able to be understood', 'Difficulty understanding or expressing needs and / or requires interpreter', 'Has hearing and / or visual difficulties', and 'Problems with speech, reading and/or writing'. The 'Add New Document' button is highlighted in a red box. The 'Submit' button is highlighted in a red box. The 'Refresh' button is highlighted in a red box.

# Nursing Specialist Assessment Timeline

1

On the **Nursing Specialist Assessment Dashboard** Select the **Timeline**.

The screenshot shows the 'Nursing Specialist Assessment' dashboard with the 'Timeline' tab selected. The dashboard displays a table of assessment data for a patient, with columns for 'Patient's Usual', '13-Mar-2024', and '12:46'. The table includes various assessment categories such as 'Assessment Type', 'Communication', 'Visual / hearing / speech / reading aids used', 'Cognition and Mental Capacity', 'Mobility', 'Is the patient exempt from lying and standing blood pressure assessment?', 'Reason for exemption', 'Breathing', 'Is this normal for the patient?', 'Hydration', 'Nutrition', 'Dietary preferences, food allergies and assistance needs (please state)', 'Nutritional supplements and / or feeding regime', 'Elimination - Bladder', 'Requires assistance with catheter or stoma', 'Elimination - Bowel', 'Requires assistance with stoma', 'Hygiene', 'Skin Condition', and 'Infection Risk'. To the right of the table, there is a 'Guidance' section for '13-Mar-2024 12:46' which lists various risks and considerations for the patient, including 'Risk - Falls', 'Risk - Hydration', 'Risk - Nutrition', 'Risk - Pressure Ulcer', 'Cognition and Mental Capacity', 'Dementia', and 'Mobility'.

2

The Timeline view enables you to see changes which have been made to the **Nursing Specialist Assessment (NSA)**.

Selecting **View** enables you to see the version of the form at that point in time.

The screenshot shows the 'Nursing Specialist Assessment Timeline' view for a patient named 'TEST, Alice (Miss)'. The timeline is dated '07 October 2025' and shows three assessment events, all occurring at '15:01'. The events are: 'Task Nursing Specialist Assessment (NSA) (Complete)', 'Nursing Specialist Assessment (NSA) (Created)', and 'Nursing Specialist Assessment (NSA) - submitted'. The 'Created' event is highlighted with a red box, and a 'View' button is visible next to it. The timeline is managed by 'LONG, Hayden (Mr) Project Analyst - Accident and Emergency, The Leeds Teaching Hospitals NHS Trust'.



# Alternative way to access Nursing Specialist Assessment

You can also access the **Nursing Specialist Assessment Dashboard** by clicking **Add Clinical Document**.

1

You can also save this to your favourites by clicking on the **star**.

Add Document

Nursing Specialist Assessment

Show All

Sort By Favourites

In Progress (Drafts)

There are no draft documents

Add New Document

Nursing Specialist Assessment (NSA)

★

Nursing Assessment Tool

2

You can continue to access and complete the **NSA** via the **NSA Task**, or by clicking on the **NSA** entry in the **Single Patient View**.

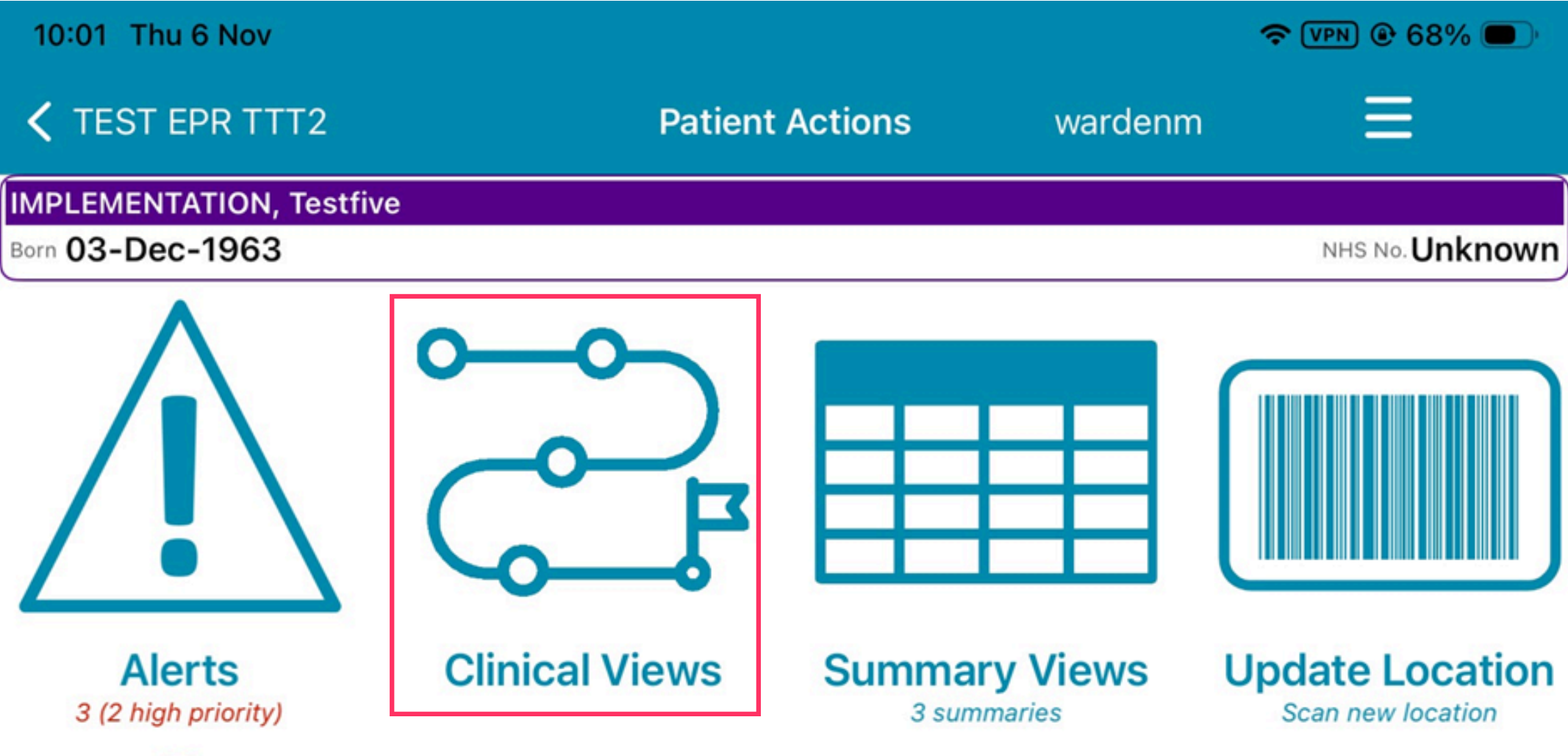


# Accessing Nursing Specialist Assessment Dashboard via Mobile App



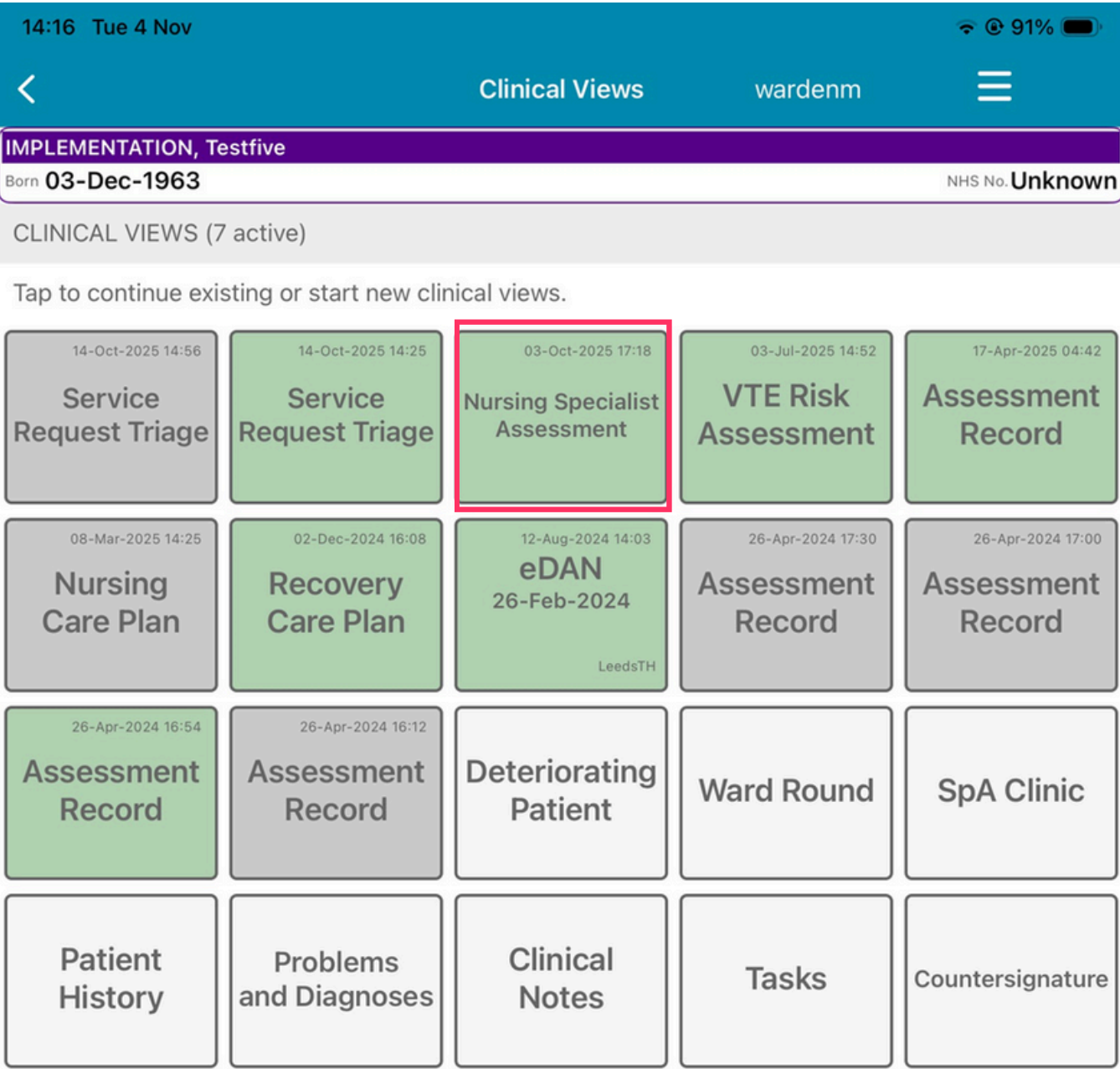
1

Once you have selected your patient, select **Clinical Views**.



2

To access the **NSA Dashboard**, select **Nursing Specialist Assessment**.





3

You will be able to now view the **Nursing Specialist Assessment Dashboard via Clinical Views**, where you can view previously submitted **NSA's** and add new ones.

09:33 Wed 10 Dec

VPN 87%

< Clinical Views

Nursing Specialist Assessment wardenm

≡

IMPLEMENTATION, Testfive

Born 03-Dec-1963

NHS No. Unknown

Refresh

≡

⚠ Some information may be omitted from this view. Please open the individual assessment for full details

Nursing Specialist Assessment

⋮

	Patient's Usual	13-Mar-2024
	13-Mar-2024 12:46	12:46
		⋮
Assessment Type	Patient's Usual	On admission
Communication	Able to be understood	Able to be understood
Visual / hearing / speech / reading aids used		
Cognition and Mental Capacity	Known diagnosis of dementia	Known diagnosis of dementia
Mobility	<ul style="list-style-type: none"><li>Poor mobility</li><li>Poor balance</li><li>Uses walking aid</li></ul>	<ul style="list-style-type: none"><li>Poor mobility</li><li>Poor balance</li><li>Uses walking aid</li></ul>
Is the patient exempt from lying and standing blood pressure assessment?	No	No
Reason for exemption		
Breathing	No issues	No issues
Is this normal for the patient?		
Hydration	Able to maintain adequate hydration	Able to maintain adequate hydration
Nutrition	No nutritional concerns	No nutritional concerns
Dietary preferences, food allergies and assistance needs (please state)		
Nutritional supplements and / or feeding regime		
Elimination - Bladder	Continent	Continent

# Useful Contacts

## Implementation Team

Please contact the **Implementation Team** for Digital support & training on PPM+ functionalities.



[leedsth-tr.ImplementationTeam@nhs.net](mailto:leedsth-tr.ImplementationTeam@nhs.net)

## IT Service Desk

Please contact the **IT Service Desk** to:

- Reset your password.
- Report a problem you are having within PPM+ functionality.
- Report a data quality problem within PPM+.
- Request new user accounts for PPM+.
- Disable PPM+ accounts for any leavers from your department.



<https://lth-dwp.onbmc.com>



**PPM+ Help Site: <https://www.ppmsupport.leedsth.nhs.uk/>**

